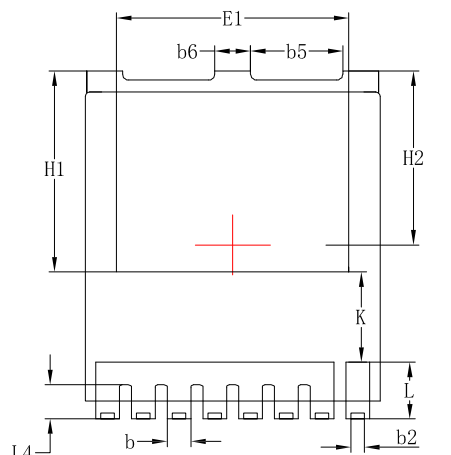
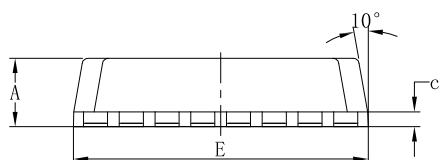


TOP VIEW

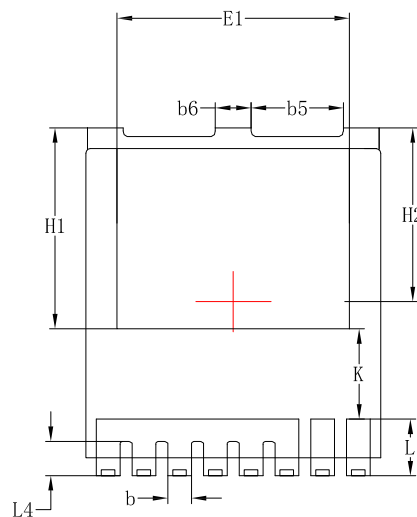
SIDE VIEW



BOTTOM VIEW (TOLL-8A)



SIDE VIEW



BOTTOM VIEW (TOLL-8B)

Symbol	Dimensions In Millimeters		Dimensions In Inches	
	Min	Max	Min	Max
A	2.200	2.400	0.087	0.094
c	0.492	0.508	0.019	0.020
D	10.280	10.480	0.405	0.413
E	9.800	10.000	0.386	0.394
e	1.20 BSC		0.047 BSC	
H	11.580	11.680	0.456	0.460
H1	6.550	6.950	0.258	0.274
E1	8.000	8.200	0.315	0.323
L1	0.600	0.800	0.024	0.031
L2	0.500	0.700	0.020	0.028
K1	4.080	4.280	0.161	0.169
K2	2.800	3.000	0.110	0.118
D2	3.200	3.400	0.126	0.134
b	0.700	0.900	0.028	0.035
b1	9.700	9.900	0.382	0.390
b2	0.250	0.450	0.010	0.018
b3	0.250	0.450	0.010	0.018
b4	0.500	0.700	0.020	0.028
b5	3.000	3.200	0.118	0.126
b6	1.100	1.300	0.043	0.051
L	1.550	1.750	0.061	0.069
L4	1.050	1.250	0.041	0.049
e1	1.225 BSC		0.048 BSC	
K	3.100 BSC		0.122 BSC	



友順科技股份有限公司
UNISONIC TECHNOLOGIES CO.,LTD

正式發行圖面

SCALE

2: 1

SHEET

1 of 1

ENG.

APPR.

mm

0 30

THIRD ANGLE PROJECTION



Bobo Yu

2024/11/30

YH.He

2024/11/30

REV: A0

PART NO: TOLL-8A.8B

DWG NO: DIM-TOLL-8A.8B-000-A0

TITLE

TOLL-8A.8B
Package Dimensions